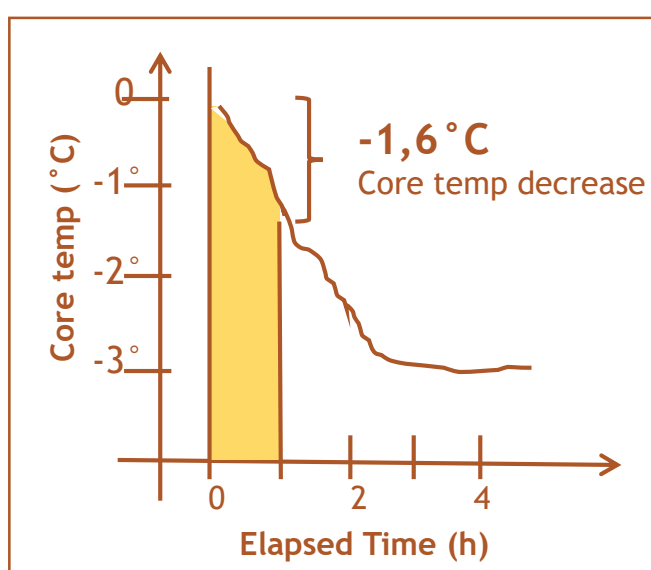


Why ?

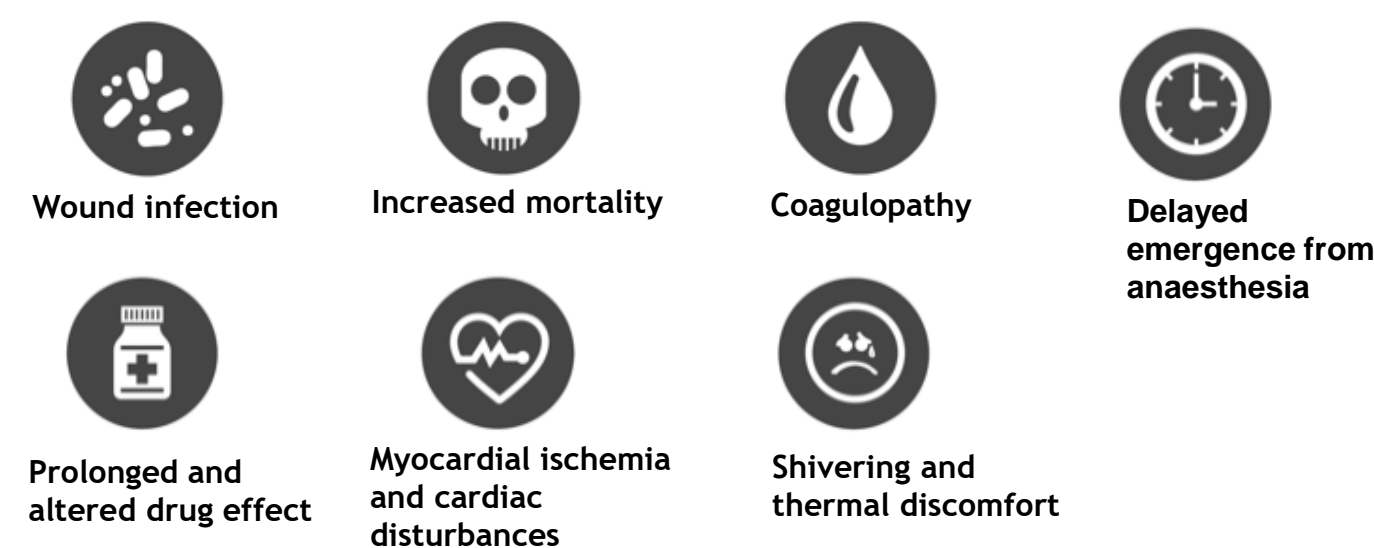
Patient Core temperature drop during anesthesia



Hypothermic patients have a core temp < 36 °C

Sessler DI, Perioperative Heat Balance, Anesth. V92, N°2, Février 2000

Leading to severe complications



Situation in France in 2015/2016

92% are warmed intra-operatively



54% Patients hypothermic at arrival in the recovery room

Bekka S, Beloeil H, Aegerter P, Saidji NY, Alfonsi P. Enquête sur la prévalence de l'hypothermie périopératoire en France. Résultats préliminaires. SFAR 2016/MED-1944. 2016.

Identification of the need at HCL Lyon - Pilot site

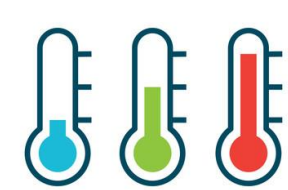
- 54% patients are hypothermic after surgery
- Patient care not optimized
- Surgery path not optimized
- Current heating system not efficient
- Global cost unknown

Need ?

IMPROVE PATIENT NORMOTHERMIA RATE

How ? Procurement procedure by competitive dialogue

Recommendations SFAR 2018



Keep Patient Core Temperature **Above 36,5 °C** Along the peri-operative process

Inspiration of MedTech

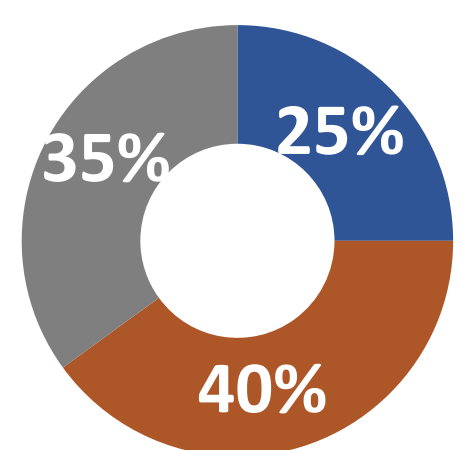


Maintaining patients normothermic **is valued** compared to the cost of complications avoided



VALUE BASED PROCUREMENT

Evaluation criteria



25% Engagement from the supplier (results, robustness, flexibility & deployment)
35% Quality of products and services matching the clinical need
40% Cost

Multi-disciplinary Team



KPIs



Timeline

JANUARY 2018
Call for applications

MAY 2019
Selection of the best offer

FEB 2018 TO APRIL 2019
Competitive dialogue

END OF 2019
Implementation in HCL Lyon

2020
6 and 12 months results at HCL
Deployment across UniHA members

A complete solution along the peri-operative process

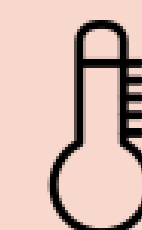
1

Active Patient Warming along the peri-operative process : skin & fluid



2


Patient Core temperature monitoring along peri operative process



3M

3

Support to the optimization of the process of care



WIN WIN WIN

- PATIENT
- COMPANY
- HOSPITAL

www.uniha.org